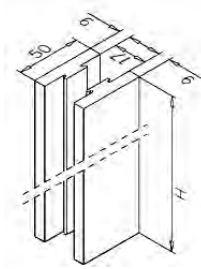
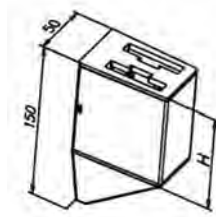


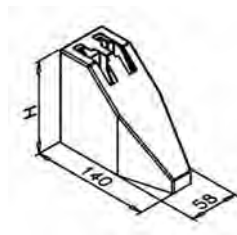
PARTICOLARI IN ACCIAIO INOX
LINEA EASY



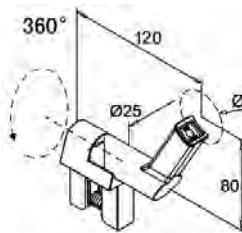
Art.	H
400	1000
400.1	2000



Art.	H
401 fissaggio laterale	91



Art.	H
402 fissaggio a piano	110



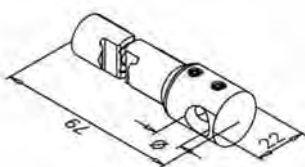
Art.	Ø
403	42,4
403.01	48,3



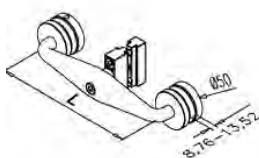
Art.	H	Ø
404	75	42,4
404.01	75	48,3

PARTICOLARI IN ACCIAIO INOX

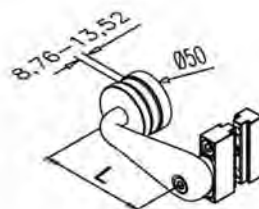
LINEA EASY



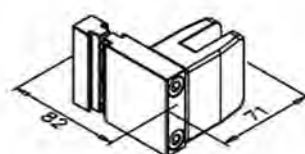
Art.	Ø
405 Foro passante	12



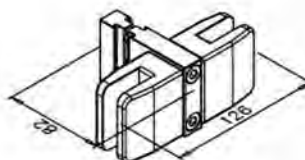
Art.	L
406	200



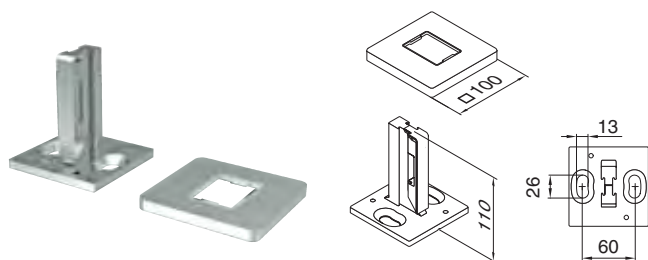
Art.	L
407	100



Art.	Vetro
408	8
408.01	10
408.02	12
408.03	8,76
408.04	10,76
408.05	12,76
408.06	9,52
408.07	11,52

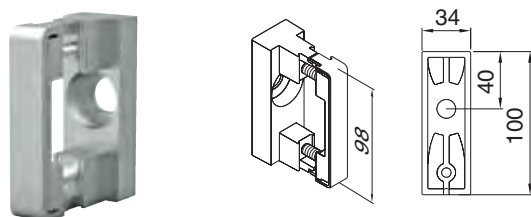
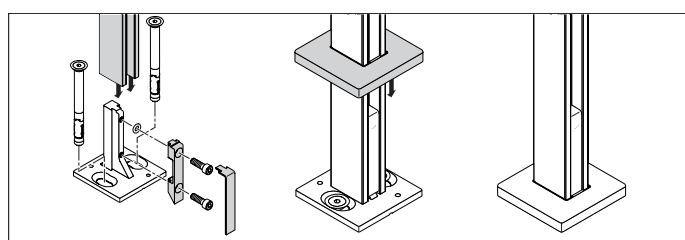


Art.	Vetro
409	8
409.01	10
409.02	12
409.03	8,76
409.04	10,76
409.05	12,76
409.06	9,52
409.07	11,52



Art.
410

Esempio di installazione



Art.
411

Esempio di installazione

